

Single-axis controller S26



The single-axis controller S26 is a hall sensor switching device designed for electro-hydraulic and remote controlled hydraulic. The modular design of the switching device is universally applicable. The single-axis controller is resistant to oil, maritime conditions e.g. offshore /vessels, UV radiation typically from the sun.

Technical data

Mechanical life S26	6 million operating cycles
Operating temperature	-40°C to +60°C
Storage temperature	-50°C to +80°C
Degree of protection	IP54, electronic assembly IP67

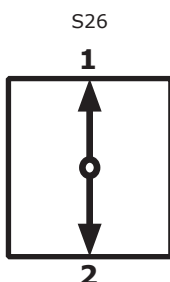


Example

	S26	T	- Z	- E...	- S...	- X
Basic unit						
S26 1-axis						
Grip / palm grip						
Knob						
M Mechanical zero interlock						
T Dead man						
H Signal button						
D Push button						
B... Palm grip B... (see page palm grip 146)						
Z Spring return						
R Friction brake						
Interface (description on the following pages)						
E0xx Digital output						
E1xx Voltage output						
E2xx Current output						
Plug connectors						
S.. Standard plug connectors (see page 129)						
Special model						
X Special / customer specified						

Identification of the installation variants

with switching directions:



Technical details may vary based on configuration or application! Technical data subject to change without notice!

Single-axis controller S26

Combination possibilities with our handles



Digital output

Supply voltage	9-32V DC		
Current carrying capacity	Direction signal 150mA		
	Zero position signal 500mA		
Wiring	Cable 500mm long without plug connector		
	Optional with plug connector (<i>standard plug connectors see page 129</i>)		S
2 direction signals + 1 zero position signal (galvanically isolated) per axis			
	1 axis	E001 1	

Voltage output (not stabilized)

Supply voltage	4,75-5,25V DC		
Current carrying capacity	Direction signal 8mA		
Wiring	Cable 500mm long without plug connector		
	Optional with plug connector (<i>standard plug connectors see page 129</i>)		S
0,5...2,5...4,5V redundant + 2 direction signals per axis			
	1 axis	E104 1	
Output options			
Characteristic:			
	Inverse dual		1
	Dual		2
	Inverse dual with dead zone +/- 3°		3
	Dual with dead zone +/- 3°		4

Voltage output

Supply voltage	9-32V DC (*11,5-32V)		
Current carrying capacity	Direction signal 150mA		
	Zero position signal 500mA		
Wiring	Cable 500mm long without plug connector		
	Optional with plug connector (<i>standard plug connectors see page 129</i>)		S
0,5...2,5...4,5V redundant + 2 direction signals + 1 zero position signal (galvanically isolated) per axis			
	1 axis	E112 1	
0...5...10V redundant + 2 direction signals + 1 zero position signal (galvanically isolated) per axis, supply voltage 11,5 - 32V DC			
	1 axis	E132 1	
10...0...10V + 2 direction signals + 1 zero position signal (galvanically isolated) per axis, supply voltage 11,5 - 32V DC, sensor redundant with error monitoring and error signal			
	1 axis	E136 1	
Output options			
Characteristic:			
	Inverse dual *1		1
	Dual *1		2
	Inverse dual with dead zone +/- 3° *1		3
	Dual with dead zone +/- 3° *1		4
*1 not combinable with output E136X			
	Single *2		5
	Single with dead zone *2		6
*2 not combinable with output E112X and E132X			

Voltage output with other value on request!

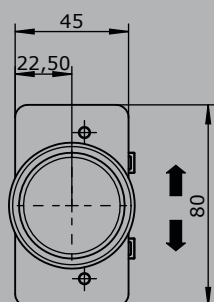
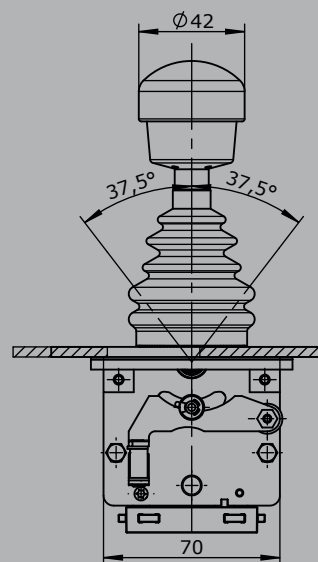
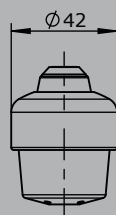
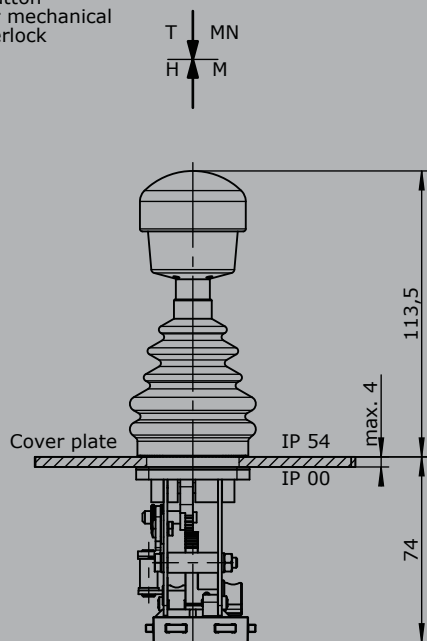
Technical details may vary based on configuration or application! Technical data subject to change without notice!

Current output			
Supply voltage	9-32V DC		
Current carrying capacity	Direction signal 150mA		
	Zero position signal 500mA		
Wiring	Cable 500mm long without plug connector		
	Optional with plug connector (<i>standard plug connectors see page 129</i>)		S
0...10...20mA + 2 direction signals + 1 zero position signal (galvanically isolated) per axis, sensor redundant with error monitoring and error signal	1 axis	E206 1	
	20...0...20mA + 2 direction signals + 1 zero position signal (galvanically isolated) per axis, sensor redundant, with error monitoring and error signal	1 axis	E208 1
4...12...20mA + 2 direction signals + 1 zero position signal (galvanically isolated) per axis, sensor redundant with error monitoring and error signal	1 axis	E214 1	
	20...4...20mA + 2 direction signals + 1 zero position signal (galvanically isolated), per axis, sensor redundant with error monitoring and error signal	1 axis	E216 1
		Output options	
		Single	5
		Single with dead zone +/-3°	6
<i>Current output with other value on request!</i>			

Single-axis controller S26

T = Dead man's button
H = Signal button
M = Latch for mechanical zero interlock

Knob solid
D= Push button



Palm grip B5
B5 T = Dead man's button

